



Cataract services: increasing utilisation and creating demand

EDITORIAL



Victoria Francis

Editor, *Community Eye Health Journal*, ICEH, London School of Hygiene and Tropical Medicine, Keppel Street, London WC1E 7HT, UK.

Introduction

The idea for this theme was germinated by a member of the editorial committee who pointed out that “We know quite a lot about how to deliver cataract services, but not as much about how to deliver the patients”. In this issue, Tan cites a dramatic illustration from China showing the imbalance between the provision and use of cataract services; a fully equipped department, with advanced technology and 24 ophthalmologists, performed less than 100 cataract operations in a year.

Of course, this concern is not new. Six years ago the *CEHJ* included an article on reducing barriers to cataract surgery.¹ More recently, Muhi² directed the spotlight on barriers to treatment for childhood cataract. Much of what was covered in issue 58 (2006), *Outreach: linking people with eye care*, is also relevant here. Furthermore, the eye health literature continues to include reports from different parts of the world based on studies to assess the barriers to uptake of cataract services.

The balance between supply and demand

Promoting the use of cataract services requires a balance between supply and demand (Figure 1, overleaf). In this issue, we focus on the use, rather than the supply



The joy of sight regained. TANZANIA

Suzanne Porter/Sightsavers

of services. Standing³ identifies two components of ‘demand side’ concerns: “One is understanding health seeking behaviours and patterns of utilisation with a view to either changing them or catering better to them. The other is to find ways of harnessing the demand side in pressing for change and improving the responsiveness of the supply side”. While the first component is well recognised, the eye health community has paid less attention to the second component, which encompasses ideas expressed in the 2004 World Development Report⁴ on improving service delivery to poor people. The notion of accountability is linked to the notion of empowerment and capturing consumers’ voices. Successfully achieving

this means building the confidence, trust and motivation for patients to deliver **themselves** to services, and for communities to play a role in shaping those services to meet their needs.

There are three main questions related to use of health services. **Are they accessible?** The answer lies in geographical location, transportation availability, and organisational factors such as timing of services. **Are they affordable?** We need to look at the direct costs of fees, the indirect costs of transport, food and lost earnings, and the impacts of these costs on household livelihoods. Finally, **are the services acceptable to patients and their families?** Trust in

Editorial continues over page ►

IN THIS ISSUE...

EDITORIAL

- 57 **Cataract services: increasing utilisation and creating demand**
Victoria Francis

ARTICLES

- 59 **Increasing uptake of eye services by women**
Susan Lewallen and Paul Courtright
- 61 **Increasing the volume of cataract surgery: an experience in rural China**
Leshan Tan

- 64 **Popularising eye health services in southern Mexico: community workers meet a felt need**
Joseph Michon and Linda Michon

- 65 **Creating demand for cataract services: a Cambodian case study**
Stephen Cains and Seng Sophal

- 66 **Increasing the use of cataract services: using an existing eye care structure in Nigeria**
Christopher Ogoshi

- 68 **Rapid assessment of avoidable blindness**
Hannah Kuper, Sarah Polack, and Hans Limburg

HOW TO...

- 70 **How to avoid mistakes in biometry**
Nick Astbury and Balasubramanya Ramamurthy

72 NEWS AND NOTICES

- Including useful resources, courses and conferences

Supporting VISION 2020: The Right to Sight



The journal is produced in collaboration with the World Health Organization



Volume 19 | Issue No. 60 | December 2006

Editor

Victoria Francis

Editorial Committee

Professor Allen Foster
Dr Clare Gilbert
Dr Murray McGavin
Dr Ian Murdoch
Dr GVS Murthy
Dr Daksha Patel
Dr Richard Wormald
Dr David Yorston

Regional Consultants

Dr Grace Fobi (Cameroon)
Professor Gordon Johnson (UK)
Dr Susan Lewallen (Tanzania)
Dr Wanjiku Mathenge (Kenya)
Dr Babar Qureshi (Pakistan)
Dr Yuliya Semenova (Kazakhstan)
Dr BR Shamanna (India)
Professor Hugh Taylor (Australia)
Dr Andrea Zin (Brazil)

Advisors

Dr Liz Barnett (Teaching and Learning)
Catherine Cross (Infrastructure and Technology)
Sue Stevens (Ophthalmic Nursing and Teaching Resources)

Administration

Anita Shah (Editorial/Administrative Assistant)

Editorial Office

Community Eye Health Journal
International Centre for Eye Health
London School of Hygiene and Tropical Medicine,
Keppel Street, London, WC1E 7HT, UK.
Tel: +44 207 612 7964/72
Fax: +44 207 958 8317
Email: Anita.Shah@Lshtm.ac.uk

Information Service

Sue Stevens
Email: Sue.Stevens@Lshtm.ac.uk
Tel: +44 207 958 8168

Printing

Newman Thomson

On-line Edition (www.jceh.co.uk)

Sally Parsley
Email: admin@jceh.co.uk

Community Eye Health Journal is published four times a year and **sent free to developing country applicants**. French, Chinese, Spanish, and Indian editions are also available. Please send details of your name, occupation and postal address to *Community Eye Health Journal*, at the address above. Subscription rates for applicants elsewhere: one year UK£28/US\$45; two years UK£50/US\$80. Send credit card details or an international cheque/banker's order made payable to London School of Hygiene and Tropical Medicine to the address above.

Website

Back issues are available at

www.jceh.co.uk

Content can be downloaded in both HTML and PDF formats.

© International Centre for Eye Health, London
Articles may be photocopied, reproduced or translated provided these are not used for commercial or personal profit. Acknowledgements should be made to the author(s) and to *Community Eye Health Journal*. All graphics by Victoria Francis unless stated otherwise.

ISSN 0953-6833

The journal is produced in collaboration with the World Health Organization. Signed articles are the responsibility of the named authors alone and do not necessarily reflect the policies of the World Health Organization. The World Health Organization does not warrant that the information contained in this publication is complete and correct and shall not be liable for any damages incurred as a result of its use. The mention of specific companies or of certain manufacturers' products does not imply that they are endorsed or recommended by the World Health Organization in preference to others of a similar nature that are not mentioned.

EDITORIAL *Continued*

the quality of clinical care, the cultural acceptability of how services are delivered, interpersonal communication and the dignity afforded to patients, are relevant here. The challenges particular to cataract services are addressed in the articles in this issue.

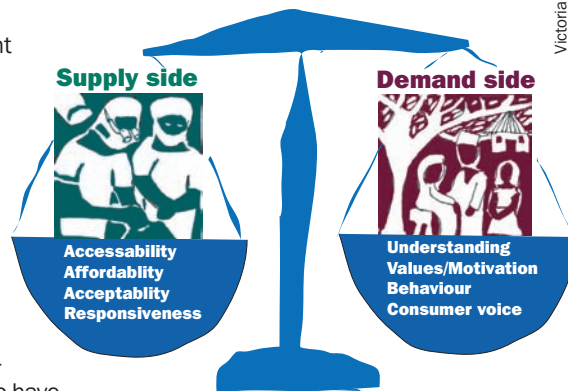
Making cataract services accessible

Lewallon and Courtright consider the special problems faced by women. Gender-based disadvantage means that women not only are disproportionately affected by cataract, but they also have less access to information, greater barriers to travelling to services, and also greater resignation to the fate of blindness, as confinement to domestic roles makes women's disability less apparent than the loss of mobility experienced by men. The article describes a 'bridging strategy' to bring female patients closer to providers both geographically (through outreach and transportation) and culturally (through appropriate counselling and involvement with social networks).

Making cataract services affordable

It is important to place affordability of cataract services within the wider issue of affordability of health care. There is a substantial body of evidence on the catastrophic impact of illness arising from lost income and from the out-of-pocket expenses of accessing health care. Xu *et al.*⁵ define spending on health as being catastrophic if a household's financial contributions to the health system exceed 40 per cent of the income remaining after subsistence needs have been met. If households suffer impoverishing financial shocks as a result of serious and acute health conditions, it is not surprising that an event considered part of natural ageing, and without life-threatening consequences, receives low priority in household spending. Cataract treatment should be affordable to households and based on ability to pay. A number of programmes have grappled with the issue of affordability and have devised creative strategies and formulae (see useful resources on page 72). The case study from China in this issue demonstrates the "serious imbalance between hospital charges for cataract surgery and patients ability to pay". Village-level investigations revealed that people would be willing to pay for a cataract operation if it cost at the most 25 per cent of their annual income; in China a cataract operation can cost as much as one year's income. By bringing services closer to people, establishing communication and referral networks, and introducing a multi-tier pricing system for people of different income levels, it was possible to increase the volume of cataract operations as well as the hospitals net income.

Figure 1. Maintaining a balance between supply and demand



Victoria Francis

Making cataract services acceptable

Acceptability relates to how comfortable patients feel about using the services, and raises the issue of cultural distance between providers and beneficiaries. It is widely accepted that persuading people to take up services is often best done by those close to the community. Such individuals have been given a range of titles such as aphaikic motivators, cataract case finders, etc. The case study from Nigeria describes expanding the role of Community Based Distributors of Ivermectin. The Mexican case study shows how demand for eye care was stimulated by community workers who integrated eye care with their other roles, and were able to provide a service which people value, i.e., presbyopic spectacles. The case study from Cambodia describes how outreach services can help to reduce the gap between people and medical services, but also cautions that this depends on good counselling, and might still not be enough for people to make the step from being identified as needing cataract services, to actually going for the operation.

For many patients, the strangeness of hospitals and experiences of less than courteous or sensitive treatment by medical personnel, may make them reluctant to subject themselves to the ordeal of cataract surgery. This raises supply-side issues. How culturally acceptable is the hospital environment? Are the needs of women addressed, for example, through separate seating areas, separate wards for women, availability of female counsellors, and private washing and toilet facilities? Is everything being done to ensure the dignity of patients?

Trust is closely related to acceptability. Trust in services accumulates through experience, reputation accrued through a history of good surgical outcomes, and the testimony of satisfied patients. However, as noted in some of these articles, trust can also be undermined by a perception that the services offered by outside agencies is better. Tan refers to the "tidal wave of problems" that can follow when well-intentioned one-off programmes offer free services. Cains and Sophal describe how a prevailing attitude of mistrust of locally trained surgeons is

compounded when a foreign surgical team arrives, provides free surgery and undermines the trust being gradually built up by the local eye doctors. Ogoshi also refers to the problems that arise from free eye camps threatening the sustainability of permanent eye hospital services.

Increasing the motivation to take up cataract services

Addressing the barriers to uptake of surgery is crucial, but still may not be enough. People need to be motivated to act. Motives or reasons for changing behaviour or spending money and energy on acquiring something, are described in marketing terms as 'consumer drives'. This concept captures the notion of internal tension between the desired ideal state (sightedness for oneself or a family member) and the actual state (diminishing or lost sight). This arouses motivation, propelling the individual and 'close ones' to seek solutions. This arouses motivation, propelling the individual and 'close ones' to seek solutions. The information that cataract is curable might not arouse sufficient drive to take up the services. However, the value placed on sight throughout the life span might provide the motivation to act. Every context is different, and this is why qualitative methods are becoming more widely valued as a way to understand the mindset and motivations of users.

Increasing accountability

The value of involving satisfied patients is well recognised. Perhaps there is also a role to be played by the less satisfied patients. This is potentially sensitive, but in-depth understanding of their experiences, and reasons for dissatisfaction, might provide insights to help providers make services more responsive to patients. It is interesting to note in the article by Kuper *et al.* that the Rapid Assessment of Avoidable Blindness (RAAB) methodology includes a question to those who have undergone cataract surgery, to find out details of their operation, including satisfaction.

Conclusion

Much has been written about increasing uptake of cataract services. In this issue of the *CEHJ*, we present recent experiences and case studies on increasing the use and demand for cataract services amongst specific groups (women) and populations in China, Mexico, Nigeria and Cambodia.

References

- Lewallen S and Courtright P. Recognising and reducing barriers to cataract surgery. *Comm Eye Health J* 2000;13(34): 20-21.
- Muhit M. Childhood cataract: home to hospital. *Comm Eye Health J* 2004;17(50): 19-22.
- Standing H. Understanding the 'demand side' in service delivery: definitions, frameworks and tools from the health sector. DFID Health Systems Resource Centre Issues Paper, March 2004. www.dfidhealthrc.org/shared/publications/Issues_papers/private-sector/Standing.pdf (accessed Nov 2006).
- The World Bank. World Development Report 2004: Making services work for poor people. <http://publications.worldbank.org/e-commerce/> (accessed Nov 2006).
- Xu K, Evans DB, Kawabata K, Zeramdini R, Klavus J, Murray CJ. Household catastrophic health expenditure: a multicountry analysis. *Lancet* 2003 Jul 12;362(9378): 111-7.



GENDER DIFFERENCES IN CATARACT

Increasing uptake of eye services by women



Susan Lewallen
Co-director



Paul Courtright
Co-director

Kilimanjaro Centre for Community Ophthalmology, Tumaini University/KCMC, PO Box 2254, Moshi, Tanzania, East Africa. www.kcco.net

Is there a problem for women?

It often surprises people, but it's no secret to eye health workers in poor countries, that patients who live with blindness and low vision in these countries often do not make use of existing services. Many programmes, particularly in Africa, struggle to get patients in for surgery. How many eye health workers also know that the problems of access and acceptance are generally worse for women than for men and that women comprise a

disproportionate number of the world's blind?

Figure 1 shows the proportion of blind who are female in Asia and Africa.¹ Why does this imbalance occur?

It is well established that the major cause of blindness in poor countries is cataract. Figure 2 is derived from population-based surveys in several countries and shows that 60 to 65 per cent of those blind from cataract are female. This is partly because women live longer than men and thus are more likely to develop cataract. In addition, women have been shown to have a slightly increased age-adjusted risk of cataract.² Cataract blindness, however, can be cured, or even prevented if the operation is done early enough, and herein lies the crucial imbalance: women do not receive cataract surgery at the same rate as men. Figure 3 shows the cataract surgical coverage (which measures the proportion of the need for cataract surgery in the community that is being met) reported in a number of studies. These coverage figures are higher for men.³⁻⁵

This inequity is often overlooked because

Continues over page ►

Figure 1. Gender differences in the burden of blindness in the population

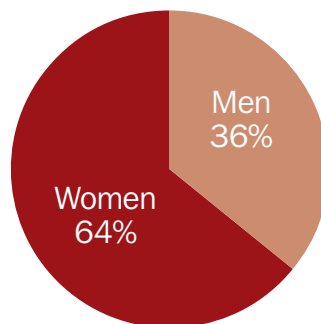


Figure 2. Estimated percentage of people with cataract who are female

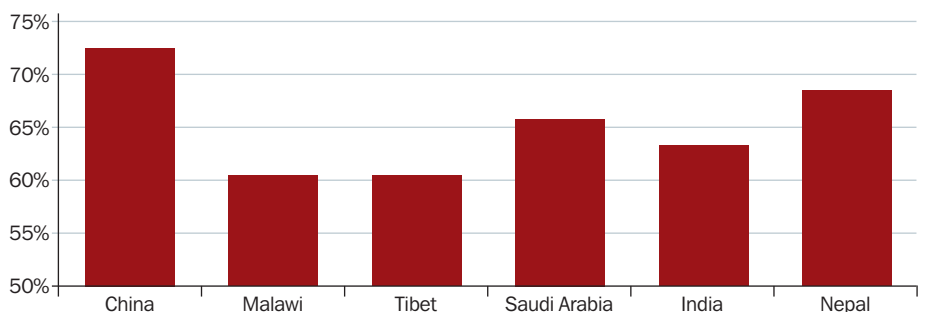


Figure 3. Data on cataract surgical coverage from various studies

