






1. Is this the first time you have visited the journal web site?

		Response Percent	Response Count
Yes		32.5%	25
No		67.5%	52
answered question			77
skipped question			2

2. What is the MAIN reason you came to the journal web site today?

	Response Count
	78
answered question	78
skipped question	1





3. Did you find what you needed?

		Response Percent	Response Count
Yes, all of it		66.7%	48
Yes, some of it		30.6%	22
No, none of it		2.8%	2
answered question			72
skipped question			7

4. If you did not find any or all of what you needed, please tell us what information you were looking for.

	Response Count
	26
answered question	26
skipped question	53
















5. Please tell us how easy it is to find information on the journal web site.

		Response Percent	Response Count
Very easy		44.8%	30
Easy		38.8%	26
Average		11.9%	8
Difficult		4.5%	3
Very difficult		0.0%	0
	answered question		67
	skipped question		12



6. What is your overall impression of the journal web site?

	Below expectations	Meets expectations	Exceeds expectations	Response Count
Professional	1.6% (1)	73.8% (45)	24.6% (15)	61
Informative	3.2% (2)	72.6% (45)	24.2% (15)	62
Trustworthy	0.0% (0)	70.0% (42)	30.0% (18)	60
Visually pleasing	8.2% (5)	62.3% (38)	29.5% (18)	61
answered question				65
skipped question				14








7. What information on the journal web site are you most interested in? *Select all that apply*

		Response Percent	Response Count
Current issue		86.6%	58
Back issues		49.3%	33
Articles on specific topics (e.g. diabetic retinopathy)		80.6%	54
Articles from specific countries or regions		43.3%	29
Articles by specific authors		23.9%	16
Continuing professional development (CPD) quizzes		52.2%	35
Information for authors		11.9%	8
News about courses and workshops		53.7%	36
News about meetings and conferences		40.3%	27
News about other educational materials		62.7%	42
Other educational materials (e.g. posters)		52.2%	35
Photographs and illustrations		47.8%	32
Subscription information		16.4%	11
Sponsor a reader		11.9%	8
Other (please specify)		7.5%	5
answered question			67
skipped question			12

8. Do you share content from the Journal web site with others?

		Response Percent	Response Count
Yes		81.5%	53
No		18.5%	12
answered question			65
skipped question			14



9. If you answered yes to Question 8, how do you prefer to share content from the Journal web site? *Select all that apply*

		Response Percent	Response Count
Email		64.2%	34
Facebook		11.3%	6
Flickr		0.0%	0
ResearchGate		3.8%	2
Netlog		0.0%	0
LinkedIn		0.0%	0
Mobile phone SMS/text		9.4%	5
Print outs		49.1%	26
Spoken word/conversations		52.8%	28
Twitter		0.0%	0
Other (please specify)		15.1%	8
answered question			53
skipped question			26




10. Please add any comments you have for improving the journal web site. We welcome ideas on specific areas for improvement, new features you would like to see added or examples of other good websites.

	Response Count
	38
answered question	38
skipped question	41

11. Your gender:




		Response Percent	Response Count
Male		72.6%	45
Female		27.4%	17
	answered question		62
	skipped question		17

12. Your age:



		Response Percent	Response Count
Under 25		0.0%	0
25-39		34.9%	22
40-54		44.4%	28
Over 55		20.6%	13
	answered question		63
	skipped question		16

13. What country do you work in?




		Response Percent	Response Count
Afghanistan		0.0%	0
Albania		0.0%	0
Algeria		0.0%	0
American Samoa		0.0%	0
Andorra		0.0%	0
Angola		0.0%	0
Anguilla		0.0%	0
Antarctica		0.0%	0
Antigua & Barbuda		0.0%	0
Argentina	<input type="checkbox"/>	1.6%	1
Armenia		0.0%	0
Aruba		0.0%	0
Australia	<input type="checkbox"/>	1.6%	1
Austria		0.0%	0
Azerbaijan		0.0%	0
Bahamas		0.0%	0
Bahrain		0.0%	0
Bangladesh	<input type="checkbox"/>	3.2%	2
Barbados		0.0%	0
Belarus		0.0%	0
Belgium		0.0%	0
Belize		0.0%	0
Benin		0.0%	0


Bermuda		0.0%	0
Bhutan		4.8%	3
Bolivia		0.0%	0
Bosnia & Herzegovina		0.0%	0
Botswana		3.2%	2
Bouvet Island		0.0%	0
Brazil		0.0%	0
British Indian Ocean Territory		0.0%	0
Brunei Darussalam		0.0%	0
Bulgaria		0.0%	0
Burkina Faso		0.0%	0
Burundi		0.0%	0
Cambodia		0.0%	0
Cameroon		1.6%	1
Canada		0.0%	0
Cape Verde		0.0%	0
Cayman Islands		0.0%	0
Central African Republic		0.0%	0
Chad		0.0%	0
Chile		0.0%	0
China		0.0%	0
Christmas Island		0.0%	0
Colombia		0.0%	0
Comoros		0.0%	0
Congo		0.0%	0


Cook Islands		0.0%	0
Costa Rica		0.0%	0
Cote D'Ivoire		0.0%	0
Croatia		0.0%	0
Cuba		0.0%	0
Cyprus		0.0%	0
Czech Republic		0.0%	0
Democratic Republic of Congo		0.0%	0
Denmark		0.0%	0
Djibouti		0.0%	0
Dominica		0.0%	0
Dominican Republic		0.0%	0
East Timor		0.0%	0
Ecuador		0.0%	0
Egypt		0.0%	0
El Salvador		0.0%	0
Equatorial Guinea		0.0%	0
Eritrea		0.0%	0
Estonia		0.0%	0
Ethiopia		3.2%	2
Fiji		1.6%	1
Finland		0.0%	0
France		0.0%	0
French Guiana		0.0%	0
French Polynesia		0.0%	0
Gabon		0.0%	0






Gambia		0.0%	0
Germany		0.0%	0
Ghana		3.2%	2
Gibraltar		0.0%	0
Greece		0.0%	0
Grenada		0.0%	0
Guadeloupe		0.0%	0
Guam		0.0%	0
Guatemala		0.0%	0
Guinea		0.0%	0
Guinea-Bissau		0.0%	0
Guyana		0.0%	0
Haiti		0.0%	0
Honduras		0.0%	0
Hong Kong		0.0%	0
Hungary		0.0%	0
Iceland		0.0%	0
India		15.9%	10
Indonesia		0.0%	0
Iran		0.0%	0
Iraq		0.0%	0
Ireland		0.0%	0
Israel		0.0%	0
Italy		0.0%	0
Jamaica		0.0%	0
Japan		0.0%	0



Jordan		0.0%	0
Kazakhstan		0.0%	0
Kenya		3.2%	2
Kiribati		0.0%	0
Kuwait		0.0%	0
Kyrgyzstan		0.0%	0
Laos		0.0%	0
Latvia		0.0%	0
Lebanon		0.0%	0
Lesotho		0.0%	0
Liberia		0.0%	0
Libya		0.0%	0
Liechtenstein		0.0%	0
Lithuania		0.0%	0
Luxembourg		0.0%	0
Macau		0.0%	0
Macedonia		0.0%	0
Madagascar		0.0%	0
Malawi		0.0%	0
Malaysia		0.0%	0
Maldives		0.0%	0
Mali		0.0%	0
Malta		0.0%	0
Marshall Islands		0.0%	0
Martinique		0.0%	0

Mauritania		0.0%	0
Mauritius		0.0%	0
Mayotte		0.0%	0
Mexico		0.0%	0
Micronesia		0.0%	0
Moldova		0.0%	0
Monaco		0.0%	0
Mongolia		0.0%	0
Montenegro		0.0%	0
Montserrat		0.0%	0
Morocco		0.0%	0
Mozambique		0.0%	0
Myanmar		0.0%	0
Namibia		0.0%	0
Nauru		0.0%	0
Nepal		1.6%	1
Netherlands		1.6%	1
Netherlands Antilles		0.0%	0
New Caledonia		0.0%	0
New Zealand		0.0%	0
Nicaragua		0.0%	0
Niger		0.0%	0
Nigeria		23.8%	15
Niue		0.0%	0
Norfolk Island		0.0%	0
North Korea		0.0%	0

Northern Mariana Islands		0.0%	0
Norway		0.0%	0
Oman		0.0%	0
Pakistan		0.0%	0
Palau		0.0%	0
Palestine		0.0%	0
Panama		0.0%	0
Papua New Guinea		0.0%	0
Paraguay		0.0%	0
Peru		0.0%	0
Philippines		0.0%	0
Pitcairn		0.0%	0
Poland		0.0%	0
Portugal		0.0%	0
Puerto Rico		0.0%	0
Qatar		0.0%	0
Republic of Georgia		0.0%	0
Reunion		0.0%	0
Romania		0.0%	0
Russia		0.0%	0
Rwanda		1.6%	1
Saint Kitts & Nevis		0.0%	0
Saint Lucia		0.0%	0
Saint Vincent & the Grenadines		0.0%	0
Samoa (Independent)		0.0%	0
San Marino		0.0%	0

Sao Tome and Principe		0.0%	0
Saudi Arabia		0.0%	0
Senegal		0.0%	0
Serbia		0.0%	0
Seychelles		0.0%	0
Sierra Leone		0.0%	0
Singapore		0.0%	0
Slovakia		0.0%	0
Slovenia		0.0%	0
Solomon Islands		0.0%	0
Somalia		3.2%	2
South Africa		1.6%	1
South Korea		0.0%	0
Spain		0.0%	0
Sri Lanka		0.0%	0
St. Helena		0.0%	0
St. Pierre & Miquelon		0.0%	0
Sudan		1.6%	1
Suriname		0.0%	0
Swaziland		0.0%	0
Sweden		0.0%	0
Switzerland		0.0%	0
Syria		0.0%	0
Taiwan		0.0%	0
Tajikistan		0.0%	0

Tanzania		0.0%	0
Thailand		1.6%	1
Togo		0.0%	0
Tokelau		0.0%	0
Tonga		1.6%	1
Trinidad & Tobago		0.0%	0
Tunisia		0.0%	0
Turkey		0.0%	0
Turkmenistan		0.0%	0
Turks & Caicos Islands		0.0%	0
Tuvalu		0.0%	0
Uganda		1.6%	1
Ukraine		0.0%	0
United Arab Emirates		0.0%	0
United Kingdom		9.5%	6
United States of America		4.8%	3
Uruguay		0.0%	0
Uzbekistan		0.0%	0
Vanuatu		0.0%	0
Vatican City State		0.0%	0
Venezuela		0.0%	0
Vietnam		0.0%	0
Virgin Islands (British)		0.0%	0
Virgin Islands (U.S.)		0.0%	0
Wallis & Futuna Islands		0.0%	0
Western Sahara		0.0%	0

Yemen		0.0%	0
Zaire		0.0%	0
Zambia		1.6%	1
Zimbabwe		1.6%	1
Other (please specify)			5

answered question	63
skipped question	16

14. If you would like to be entered into the raffle to win a £25 Amazon token please enter your email address here:

	Response Count
	57
answered question	57
skipped question	22